



Pearl Public School District

Pearl, MS



3375 HIGHWAY 80 E
Pearl, MS 39208



Ray Morgigno
rmorgigno@pearlk12.com

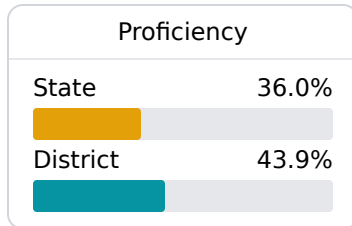
School Accountability Grade Components

Mississippi's accountability system assigns "A" through "F" letter grades for schools and districts. Grades are based on student achievement, student growth, student participation in testing, and other academic measures.

The COVID-19 pandemic disrupted many facets of education including instruction and assessment during the 2020-2021 school year. These disruptions may have influenced a student's opportunity to learn, motivation and/or assessment administration conditions. Results presented should not be considered comparable to prior years. There are no new A-F letter grades for districts and schools because assessments were not administered in 2019-2020 and growth could not be calculated.

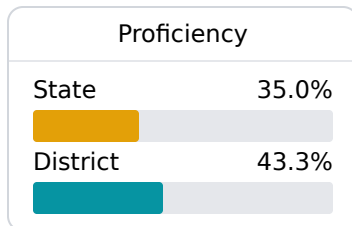
Math

Measurements of student performance on the statewide math assessment.



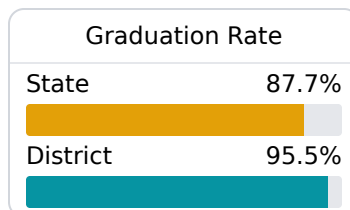
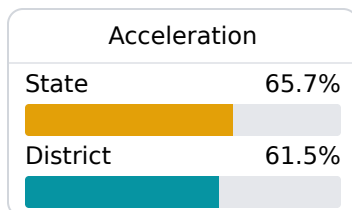
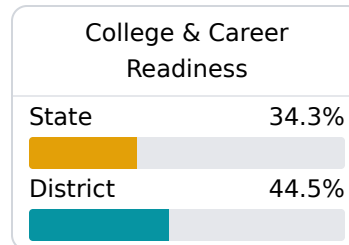
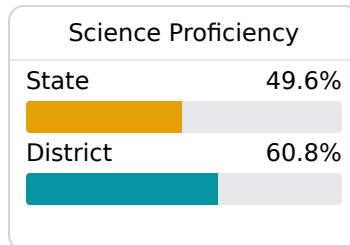
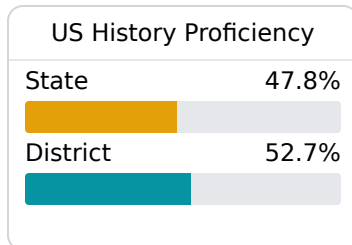
English

Measurements of student performance on the statewide English language arts (ELA) assessment.



Other Measures

Other measurements of student performance that factor into the accountability grade.



Teacher Data

285.3

Teachers



85.7%

Experienced Teachers

0.7%

Provisional Teachers

99.5%

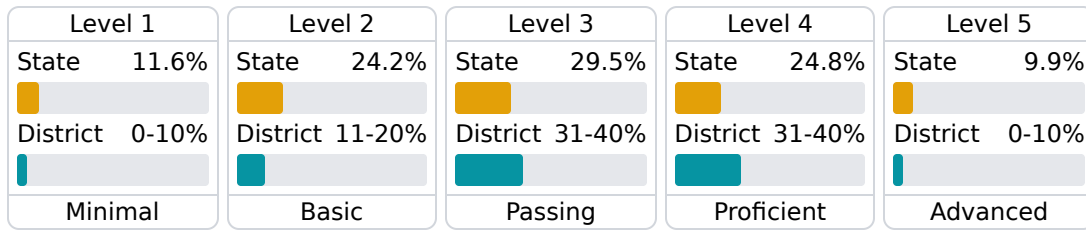
In-Field Teachers

Detailed Assessment and Other Data


Student Performance

The following information shows each level of student performance on statewide assessments.


Math



English



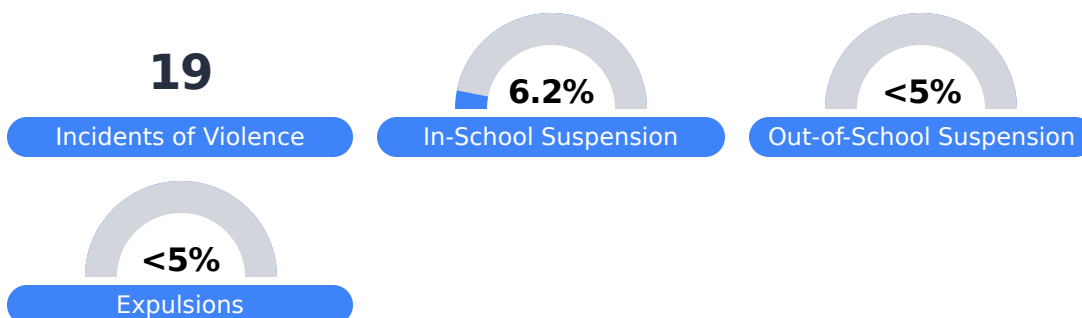
Science



Student Assessment Participation



Discipline



* Source: 2015-2016 Civil Rights Data Collection

Other Data



22.3%

Chronic Absenteeism



\$8,713.65

Per-Pupil Expenditure



71.0%

Post-Secondary Enrollment



53.2%

Advanced Course Participation